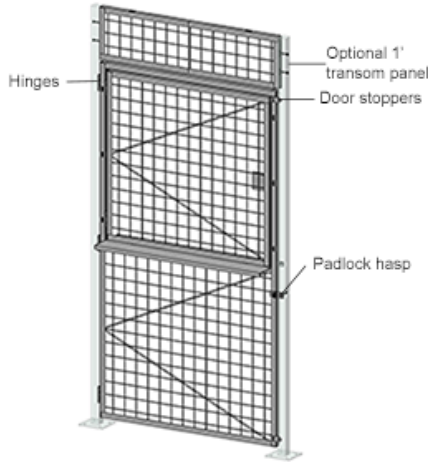


**EXAMPLE:**

Typical 3'W x 7'H (+ 1' transom panel) Dutch gate shown here.

*Panel configuration and quantity will vary based on gate dimensions.*

*Assembly instructions are specific to the size and material of your gate. See Installation Manual for complete details.*



## DUTCH GATE

### Description

Cogan's Dutch gate is designed to act as both a swing gate and a service counter. Open the top and bottom portions for full-access or open only the top portion to create a service wicket. Installs in two orientations. Padlock hasp and hinges as well as a spring latch are included. Additional lock options are also available. Doors are made of 2" x 2" x 10 GA welded wire mesh framed in 1 1/4" x 1 1/4" x 12GA structural angle with two welded 1/2"  $\varnothing$  reinforcement rods from center to the corner.

## PRODUCT INFORMATION

### Specifications


Door Heights	7' and 7' with 1' Transom
Type of Door	Service Wicket Gate
Door Stop	Installed on the door with the spring lock
Finish	Powder-coated
Mesh Size	2" x 2" x 10GA
Materials Mesh	Steel Wire
Frame Material	Structural Angle 1 1/4" x 1 1/4" x 12GA
Type of Closure	Padlock Hasp, Spring Lock
Stiffening profile	1/2" $\varnothing$ Reinforcement rod

COLORS 

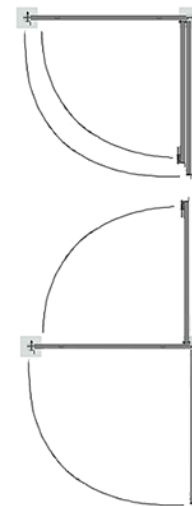
Cogan Grey

### ORIENTATION OF GATE OPENING

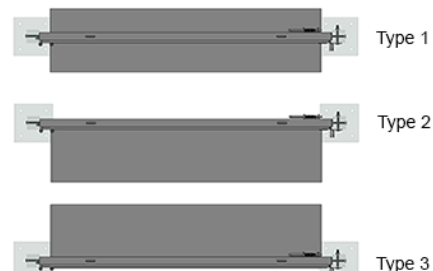
Hinged at Left



Hinged at Right

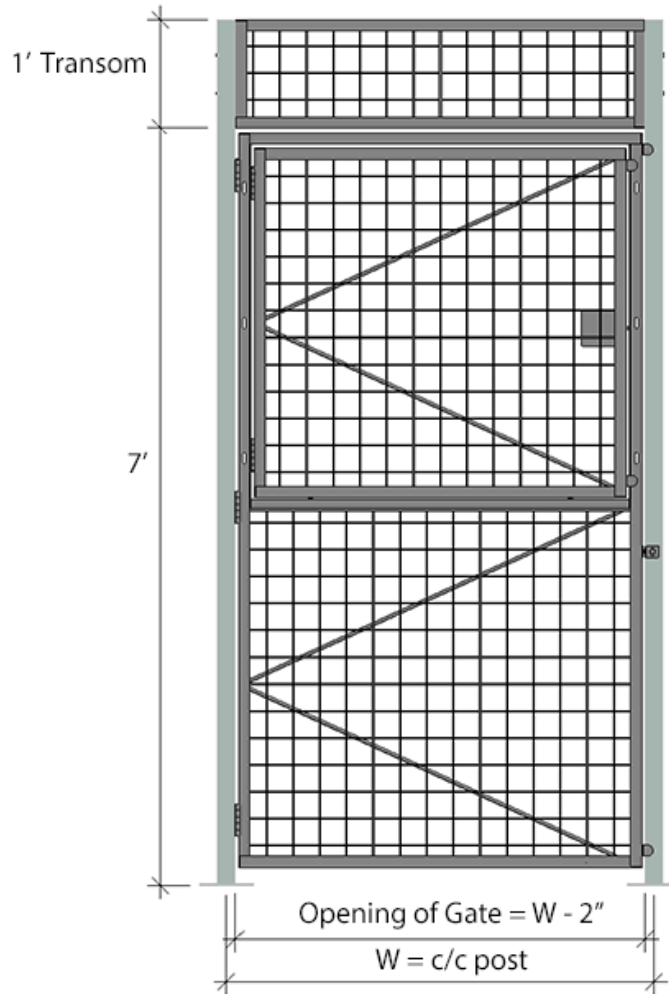


### Shelf Options



## SIZES

Please consult the table below for a complete list of dimensions.



H \ W	W		
	3'-0"	3'-6"	4'-0"
7'-0"	✓	✓	✓
7'-0" + 1' transom	✓	✓	✓

✓ Indicates gate dimension is available.

— Indicates gate dimension is **not** available.

*Certain sizes are available through QuickShip.*

*Refer to Quickship Tab.*

## LOCK OPTIONS

Below are the standard cylinder lock options for our partition security gates. Choose between a latch and key, or keys on both sides for added security.

